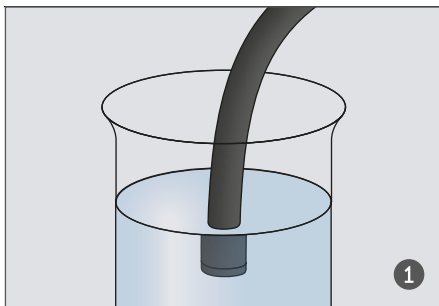


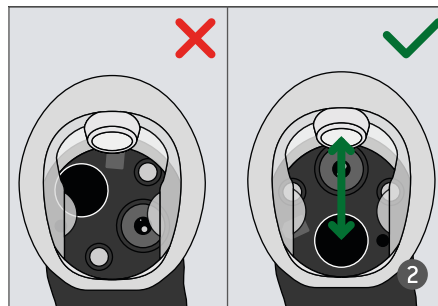
ArgoCap® – Assembly instructions

Endoscope diameter	Outer diameter APC probe
9.2 - 10.5 mm	2.3 mm (axial outlet opening)

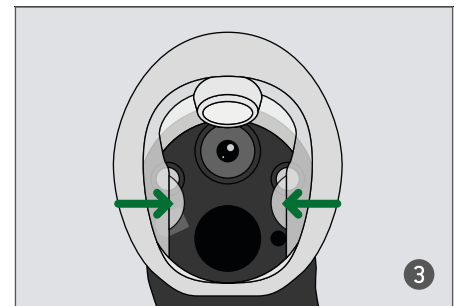
Assembly
video



1 Moisten the endoscope tip to facilitate assembly.



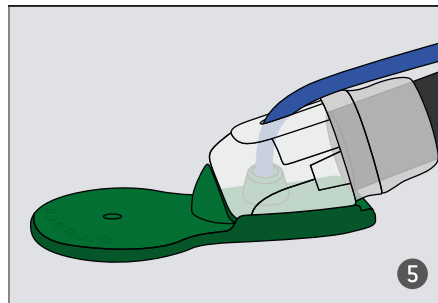
2 Position the cap so that the working channel is opposite the probe guide.



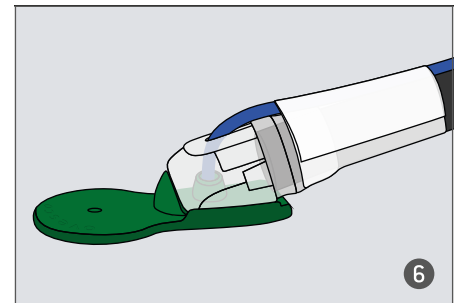
3 Slide the cap onto the endoscope shaft until the endoscope tip abuts against the endoscope stopper in the cap.



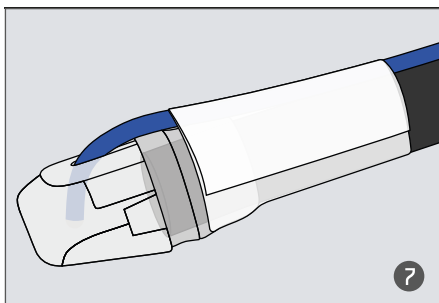
4 Position the assembly aid on the cap opening.



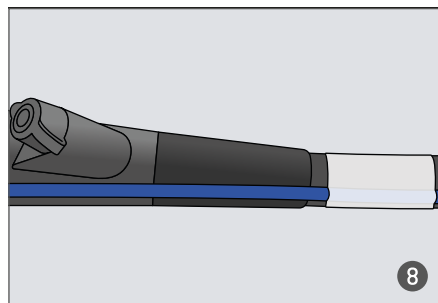
5 Insert the APC probe into the opening in the cap. Advance the probe until it abuts against the assembly aid.



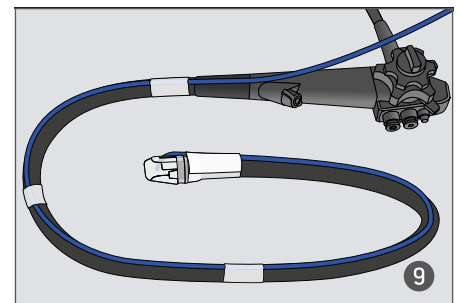
6 Fix the APC probe in this position with one of the enclosed adhesive tapes on the cap. Make sure that the probe is still in contact with the assembly aid.




7 Remove the assembly aid.



8 Make sure that the APC probe is straight along the endoscope shaft and not twisted. Fix the APC probe with another adhesive tape just below the endoscope handle.



9 Fix the APC probe with the remaining adhesive tapes to the endoscope shaft at intervals of 30-40 cm.



ArgoCap® – Recommended HF settings

Manufacturer	Generator	Coagulation	Localization*
	VIO® 3	Mode: preciseAPC Effect: E8 or E9. E10 is also below 30 watts. Mode: forcedAPC Effect: E1 or E2 No Pulsed Mode	Esophagus
	VIO® 300 D	Mode: preciseAPC Effect: E3 Mode: forcedAPC Effect: 10W or 20W	Esophagus
	VIO® 200 D/S	Mode: preciseAPC Effect: E3 Mode: forcedAPC Effect: 10W or 20W	Esophagus
	ARC 400	Mode: APC Effect: 30 W	Stomach / Esophagus

The recommendations listed are guidelines and are intended to provide guidance for setting the generators listed above.

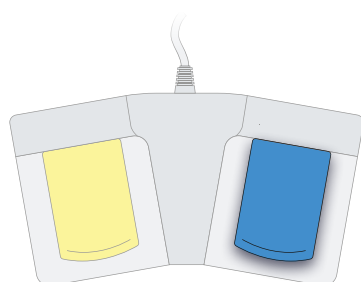
When using other devices, the recommendations of the respective manufacturers must be observed.

In general, the instructions for use and the manufacturer's recommendations for use of the HF device with regard to the setting parameters should be consulted before use.

⚠ The ArgoCap® is approved for use up to a maximum of 30 W.

Before using the ArgoCap®, please read the instructions for use of the products being used. This document does not replace the product's instructions for use.

* The setting recommendations for Erbe devices refer exclusively to the oesophagus. No reliable data is available for other locations. If in doubt, please contact the manufacturer.



Coagulation